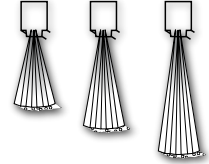


#SSFS-K2 Surface Frame Seal



- ★ **Double** or **Triple** seal for unsurpassed sealing range.
- ★ Can be used as the stop in a cased opening
 - Snap-On Cover conceals fasteners.
 - Fully Adjustable with Concealed Screw Attachment.
 - 1/2" standard flexible and durable inserts **Replaceable** for up to 1 1/4" gaps to extend range of sealing to match ANY gap.
1/4", 3/8", 1/2", 5/8", 3/4", 7/8", 1" inserts
- Inserts Warranted for Life of the Installation.
- Looks and strength similar to a kickplate.

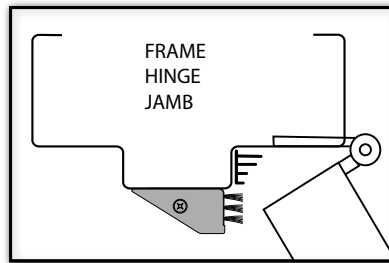


#SSFS-K2 x opening size — 2 standard inserts
Available in sets of 3, 4, 6, 7 and 8 foot lengths

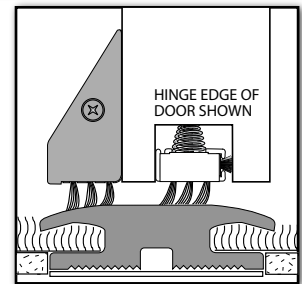
Color Choices: Off-White, Duronodic Dark Bronze, Champagne and Anodized Aluminum

Get the highest operable STC in the industry

**Combine TWO
frame seals**

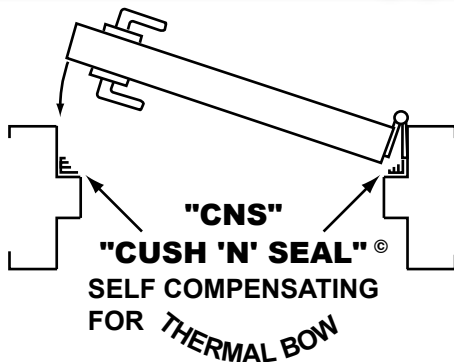


**with TWO
door bottoms**



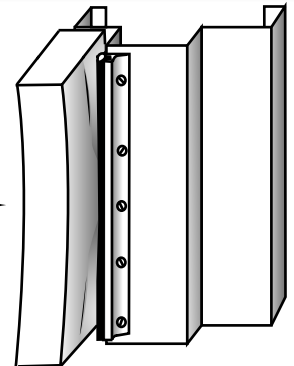
For the highest STC ratings in the industry! Ask DHSI for STC test data.

Is Weatherstripping a Problem?



★ Use DHSI #105 "CUSH 'N' SEAL"!®

- Teardrop and straight seals do not compensate for thermal bow and out-of-plumb conditions.
- How can an ordinary bulb stop applied seal **possibly** compensate when a door moves?
- Use DHSI #105 "CNS" or "SSDS" for a self compensating seal.



PATENTS #5,577,349, #6,058,654, #6,266,924, #6,381,905, #6,442,901 and pending

"Cush 'N' Seal"® offers the least resistance for closing, latching and locking. Complete the openings with a choice of door bottoms and mortise or surface astragals.